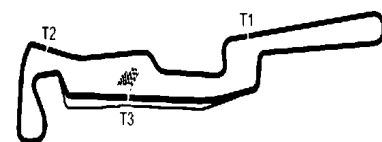


OPEN PT LANE
OPEN PIT LANE



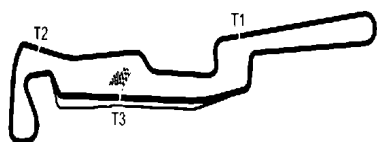
ANALISI DEI TEMPI FREE PRACTICE

GIRO *SETT.2* *FINISH* *TEMPO* *GIRO* *SETT.2* *FINISH* *TEMPO* *GIRO* *SETT.2* *FINISH* *TEMPO*

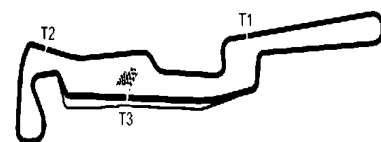
1 TRABUCCHI Fulvio

PORSCHE GT3

1)	35'47.973	25.436	1'18.942
2)	52.315	25.169	1'17.484
3)	52.243	25.117	1'17.360
4)	52.434	25.077	1'17.511
5)	4'18.765	26.947	4'45.712
6)	1'33.152	35.588	2'08.740
7)	53.534	26.220	1'19.754
8)	52.770	26.413	1'19.183
9)	13'49.234	26.662	:14'15.896
10)	54.436	25.908	1'20.344
11)	54.785	25.295	1'20.080
12)	53.698	25.751	1'19.449
13)	52.800	25.756	1'18.556
14)	1'06.488	26.344	1'32.832

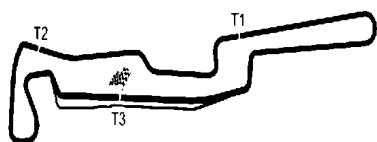


OPEN PT LANE
OPEN PIT LANE

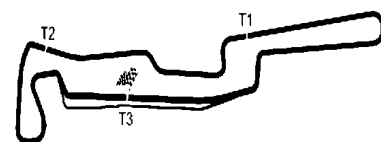


ANALISI DEI TEMPI FREE PRACTICE

GIRO	SETT.2	FINISH	TEMPO	GIRO	SETT.2	FINISH	TEMPO	GIRO	SETT.2	FINISH	TEMPO
<hr/>				45)	55.222	28.140	1'23.362				
2 GIUDICE Jonathan				46)	54.623	25.808	1'20.431				
PORSCHÉ CAYM				47)	54.765	25.610	1'20.375				
<hr/>				48)	53.767	25.537	1'19.304				
1)			1'27.900	49)	53.615	31.600	1'25.215				
2)			1'25.021								
3)			1'20.931								
4)			1'19.070								
5)			1'20.977								
6)			1'20.021								
7)	54.102	25.629	1'19.731								
8)	6'56.331	33.825	7'30.156								
9)	1'07.863	29.125	1'36.988								
10)	1'00.737	28.118	1'28.855								
11)	57.304	27.343	1'24.647								
12)	56.366	26.887	1'23.253								
13)	1'06.477	27.713	1'34.190								
14)	1'00.759	26.702	1'27.461								
15)	55.721	26.613	1'22.334								
16)			2'12.091								
17)	1'06.758	28.576	1'35.334								
18)	56.954	26.574	1'23.528								
19)	55.686	32.913	1'28.599								
20)	54.331	26.740	1'21.071								
21)	56.714	07'48.739	:08'45.453								
22)	59.406	27.295	1'26.701								
23)	57.001	26.830	1'23.831								
24)	56.253	27.147	1'23.400								
25)	54.515	26.086	1'20.601								
26)	55.309	26.723	1'22.032								
27)	1'00.491	27.037	1'27.528								
28)	54.727	25.611	1'20.338								
29)	53.791	25.963	1'19.754								
30)	25'27.880	30.866	25'58.746								
31)	57.591	26.633	1'24.224								
32)	54.694	25.898	1'20.592								
33)	54.915	27.198	1'22.113								
34)	54.364	25.938	1'20.302								
35)	55.526	26.362	1'21.888								
36)	55.288	25.915	1'21.203								
37)	55.019	26.029	1'21.048								
38)	55.349	26.281	1'21.630								
39)	54.238	26.708	1'20.946								
40)	54.840	25.986	1'20.826								
41)	16'09.870	28.255	16'38.125								
42)	56.502	27.080	1'23.582								
43)	54.954	26.015	1'20.969								
44)	54.884	25.855	1'20.739								



OPEN PT LANE
OPEN PIT LANE



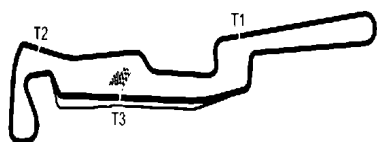
ANALISI DEI TEMPI FREE PRACTICE

GIRO *SETT.2* *FINISH* *TEMPO* *GIRO* *SETT.2* *FINISH* *TEMPO* *GIRO* *SETT.2* *FINISH* *TEMPO*

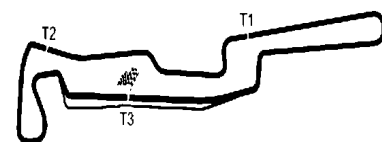
3 DROVANDI Marco

BMW 530

1)			1'38.601
2)			1'36.576
3)			1'36.070
4)	1'03.759	30.673	1'34.432
5)			1'34.734
6)	1'07.236	30.715	1'37.951
7)			1'37.575
8)	1'07.868	30.849	1'38.717
9)			1'42.701
10)	1'03.707	29.297	1'33.004
11)	1'03.358	29.763	1'33.121



OPEN PT LANE
OPEN PIT LANE



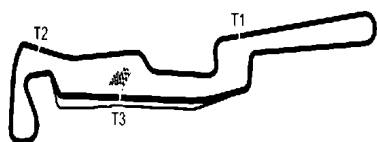
ANALISI DEI TEMPI FREE PRACTICE

GIRO SETT.2 FINISH TEMPO GIRO SETT.2 FINISH TEMPO GIRO SETT.2 FINISH TEMPO

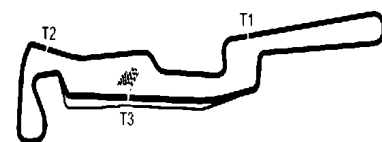
4 MASSOLLO Alessandro

BMW 330

1)	00'41.430	31.693	1'40.081
2)	1'07.604	32.066	1'39.670
3)	1'06.020	31.911	1'37.931
4)	1'06.182	32.922	1'39.104
5)	1'07.848	33.226	1'41.074
6)	1'14.827	30.607	1'45.434
7)	1'06.150	30.585	1'36.735
8)	20'46.767	28.814	21'15.581
9)	1'00.885	28.382	1'29.267
10)	59.913	28.252	1'28.165
11)	59.657	28.083	1'27.740
12)	59.575	27.646	1'27.221
13)	1'00.452	27.829	1'28.281
14)	59.487	28.001	1'27.488
15)	59.431	28.368	1'27.799
16)	59.166	27.797	1'26.963
17)	59.571	27.847	1'27.418
18)	59.036	27.699	1'26.735
19)	59.653	28.280	1'27.933
20)	59.159	27.994	1'27.153
21)	58'35.626	28.734	59'04.360
22)	1'00.705	29.124	1'29.829
23)	59.059	27.652	1'26.711
24)	1'00.134	27.963	1'28.097
25)	58.507	28.290	1'26.797
26)	59.499	27.936	1'27.435
27)	59.694	27.669	1'27.363
28)	59.388	27.856	1'27.244
29)	59.466	28.052	1'27.518
30)	59.098	27.935	1'27.033
31)	1'01.098	28.607	1'29.705
32)	59.880	27.530	1'27.410
33)	1'01.082	28.019	1'29.101
34)	1'00.347	27.891	1'28.238



OPEN PT LANE
OPEN PIT LANE



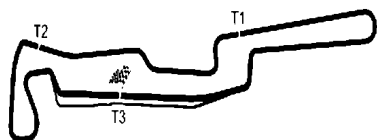
ANALISI DEI TEMPI FREE PRACTICE

GIRO SETT.2 FINISH TEMPO GIRO SETT.2 FINISH TEMPO GIRO SETT.2 FINISH TEMPO

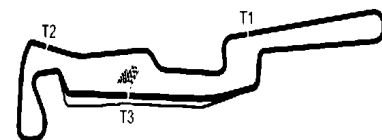
5 DEL VIGO Michele

MAZDA MX-5

1)			4'41.730
2)			1'30.485
3)	2'37.452	28.641	3'06.093
4)			1'43.273
5)			1'28.733
6)			34'36.803
7)			1'30.840
8)			1'28.945
9)			1'29.259
10)			1'29.697
11)	28'13.231	28.737	28'41.968
12)			1'31.260
13)			1'33.424
14)	1'03.364	35.032	1'38.396
15)	56'10.029	28.675	56'38.704
16)			1'30.691
17)	1'03.045	28.862	1'31.907
18)			24'19.529
19)			1'42.368
20)	6'15.781	29.168	6'44.949
21)	1'03.456	28.349	1'31.805
22)	1'02.084	29.118	1'31.202
23)	2'39.699	30.036	3'09.735
24)	1'02.058	31.800	1'33.858



OPEN PT LANE
OPEN PIT LANE



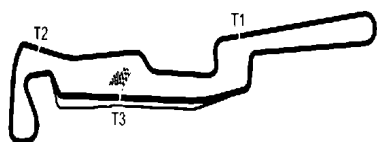
ANALISI DEI TEMPI FREE PRACTICE

GIRO SETT.2 FINISH TEMPO GIRO SETT.2 FINISH TEMPO GIRO SETT.2 FINISH TEMPO

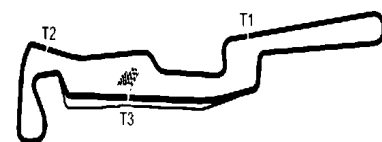
6 BASSO Simone

FORD FOCUS R

1)			1'29.421
2)			1'26.986
3)	1'36.207	1'00.403	2'36.610
4)	2'49.779	57.073	3'46.852
5)	1'50.572	27.996	2'18.568
6)	58.031	28.337	1'26.368
7)	30'03.166	28.223	30'31.389
8)	58.114	41.282	1'39.396
9)	2'04.496	56.722	3'01.218
10)	58.171	28.357	1'26.528
11)	20'41.839	27.558	21'09.397
12)	58.139	27.428	1'25.567
13)	9'54.221	41.274	10'35.495
14)	57.680	27.337	1'25.017
15)	2'11.657	1'14.683	3'26.340
16)	1'30.272	27.597	1'57.869
17)	57.614	27.858	1'25.472
18)	27'45.842	28.695	28'14.537
19)	2'41.504	32.314	3'13.818
20)	20'40.325	27.897	21'08.222
21)	58.141	27.668	1'25.809



OPEN PT LANE
OPEN PIT LANE



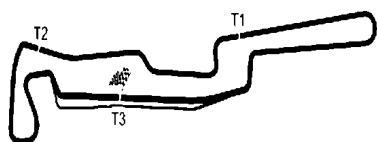
ANALISI DEI TEMPI FREE PRACTICE

GIRO SETT.2 FINISH TEMPO GIRO SETT.2 FINISH TEMPO GIRO SETT.2 FINISH TEMPO

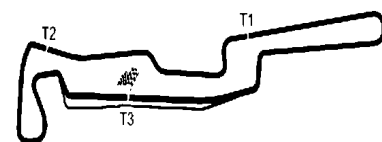
7 LANDI Fabio

GOLF GTI

1)	59'33.117	31.214	1'37.862
2)	1'06.974	30.624	1'37.598
3)	1'04.072	30.013	1'34.085
4)	1'06.838	29.950	1'36.788
5)	1'03.190	30.087	1'33.277
6)	1'03.426	29.753	1'33.179
7)	1'03.057	30.081	1'33.138
8)	1'02.577	29.675	1'32.252
9)	1'01.954	28.696	1'30.650
10)	1'02.353	28.874	1'31.227
11)	1'01.381	28.510	1'29.891
12)	1'01.781	28.864	1'30.645
13)	1'03.770	32.005	1'35.775
14)	43'39.646	31.922	44'11.568
15)	1'03.076	28.304	1'31.380
16)	1'02.045	29.267	1'31.312
17)	1'01.934	28.786	1'30.720
18)	1'01.328	28.845	1'30.173
19)	1'01.024	28.878	1'29.902
20)	14'24.943	29.951	14'54.894
21)	59.551	27.691	1'27.242
22)	59.239	27.999	1'27.238
23)	52'10.943	30.479	52'41.422
24)	1'01.594	29.043	1'30.637
25)	1'02.487	29.849	1'32.336
26)	1'01.543	28.970	1'30.513
27)	1'00.957	28.656	1'29.613
28)	1'03.133	28.967	1'32.100
29)	1'01.637	29.113	1'30.750



OPEN PT LANE
OPEN PIT LANE



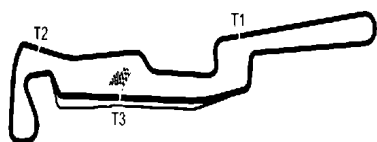
ANALISI DEI TEMPI FREE PRACTICE

GIRO SETT.2 FINISH TEMPO GIRO SETT.2 FINISH TEMPO GIRO SETT.2 FINISH TEMPO

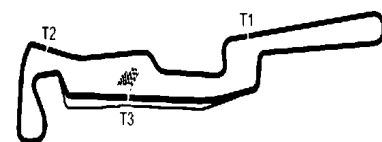
8 CODURI Luca

PORSCHE CAYM

1)			1'26.173
2)			1'25.795
3)			1'26.664
4)			6'55.319
5)	58.474	28.351	1'26.825
6)	32'51.956	28.557	33'20.513
7)	57.631	28.864	1'26.495
8)	57.069	27.838	1'24.907
9)	56.885	27.425	1'24.310
10)	57.071	27.751	1'24.822
11)	56.930	27.686	1'24.616
12)	59.085	27.676	1'26.761
13)	57.895	27.713	1'25.608
14)	59.197	36.208	1'35.405
15)	09'57.524	28.977	:10'26.501
16)	58.380	27.760	1'26.140
17)	58.246	27.765	1'26.011
18)	58.971	27.523	1'26.494
19)	1'01.762	28.444	1'30.206
20)	57.500	28.201	1'25.701
21)	14'35.292	28.878	15'04.170
22)	57.930	28.025	1'25.955
23)	58.257	28.313	1'26.570
24)	57.496	28.282	1'25.778
25)	58.042	28.183	1'26.225



OPEN PT LANE
OPEN PIT LANE



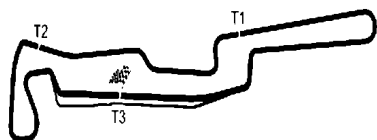
ANALISI DEI TEMPI FREE PRACTICE

GIRO *SETT.2* *FINISH* *TEMPO* *GIRO* *SETT.2* *FINISH* *TEMPO* *GIRO* *SETT.2* *FINISH* *TEMPO*

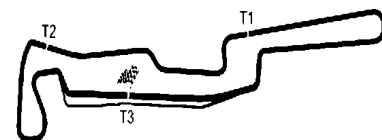
9 CROXATTO Daniele

SUBARU IMPRE

1)	46'08.027	30.101	1'37.383
2)	1'02.935	29.732	1'32.667
3)	1'23.144	43.055	2'06.199
4)	1'25.744	35.223	2'00.967
5)	1'01.825	28.850	1'30.675
6)	10'51.267	29.975	:11'21.242
7)	1'01.787	28.965	1'30.752
8)	1'00.187	28.497	1'28.684
9)	1'04.330	28.460	1'32.790
10)	1'00.751	28.861	1'29.612
11)	1'00.642	28.425	1'29.067
12)	59.992	29.469	1'29.461
13)	1'00.421	29.721	1'30.142



OPEN PT LANE
OPEN PIT LANE



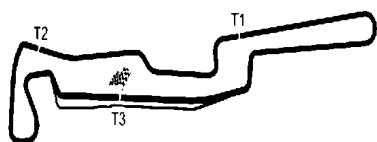
ANALISI DEI TEMPI FREE PRACTICE

GIRO SETT.2 FINISH TEMPO GIRO SETT.2 FINISH TEMPO GIRO SETT.2 FINISH TEMPO

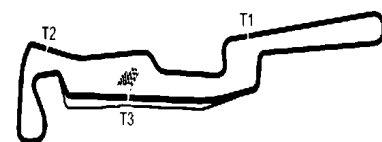
10 CIMMINO Matteo

AUDI TT RS

1)			1'25.102
2)			1'24.220
3)			1'23.895
4)			41'50.724
5)	1'01.615	27.267	1'28.882
6)	56.646	27.106	1'23.752
7)	57.121	27.916	1'25.037
8)	57.187	27.656	1'24.843
9)	56.981	27.408	1'24.389
10)	58.771	28.824	1'27.595
11)	1'15.055	31.526	1'46.581
12)	56.183	27.602	1'23.785
13)	56.691	27.689	1'24.380
14)	55.842	27.818	1'23.660
15)	56.466	28.614	1'25.080
16)	56.994	27.628	1'24.622
17)	04'07.629	28.529	:04'36.158
18)	57.050	27.141	1'24.191
19)	56.796	27.040	1'23.836
20)	56.495	27.149	1'23.644
21)	16'09.570	30.099	16'39.669
22)	56.715	27.244	1'23.959
23)	55.603	27.122	1'22.725
24)	56.527	27.568	1'24.095



OPEN PT LANE
OPEN PIT LANE



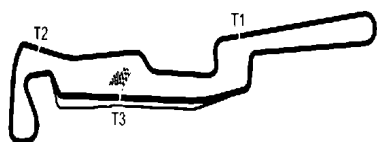
ANALISI DEI TEMPI FREE PRACTICE

GIRO SETT.2 FINISH TEMPO GIRO SETT.2 FINISH TEMPO GIRO SETT.2 FINISH TEMPO

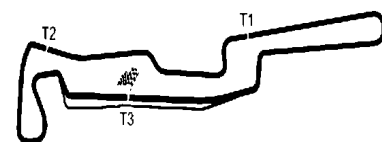
11 GUGGIARI Rossano

FERRARI 458

1)	49'23.279	27.020	1'21.876
2)	53.488	27.074	1'20.562
3)	53.250	26.758	1'20.008
4)	51'23.508	26.758	51'50.266
5)	52.722	26.350	1'19.072
6)	52.741	27.227	1'19.968
7)	52.657	26.781	1'19.438
8)	52.543	26.539	1'19.082
9)	43'48.672	26.928	44'15.600
10)	53.195	26.591	1'19.786
11)	52.794	26.614	1'19.408
12)	3'49.213	26.736	4'15.949
13)	54.094	27.113	1'21.207
14)	53.042	26.313	1'19.355

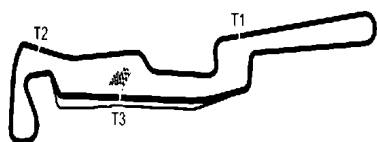


OPEN PT LANE
OPEN PIT LANE

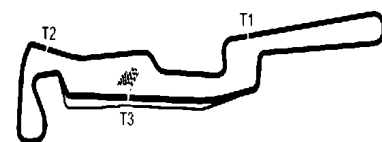


ANALISI DEI TEMPI FREE PRACTICE

GIRO	SETT.2	FINISH	TEMPO	GIRO	SETT.2	FINISH	TEMPO	GIRO	SETT.2	FINISH	TEMPO
12 PECORONI Michele				45)	57.030	26.883	1'23.913				
BMW M3 E46				46)	55.984	26.548	1'22.532				
				47)	55.238	26.366	1'21.604				
				48)	56.081	26.988	1'23.069				
				49)	55.668	26.530	1'22.198				
				50)	1'13.143	36.073	1'49.216				
				51)	1'16.882	33.532	1'50.414				
				52)	58.562	27.392	1'25.954				
				53)	55.810	26.670	1'22.480				
				54)	56.198	26.546	1'22.744				
				55)	55.781	26.558	1'22.339				
				56)	1'13.231	33.789	1'47.020				
1)	11'43.464	32.169	1'41.511								
2)	59.255	27.889	1'27.144								
3)	57.175	26.716	1'23.891								
4)	56.857	27.588	1'24.445								
5)	56.336	26.434	1'22.770								
6)	9'12.715	28.968	9'41.683								
7)	58.082	27.038	1'25.120								
8)	56.221	26.547	1'22.768								
9)	55.793	26.349	1'22.142								
10)	55.862	26.492	1'22.354								
11)	1'01.269	31.109	1'32.378								
12)	1'14.440	31.391	1'45.831								
13)	57.023	26.759	1'23.782								
14)	55.597	26.394	1'21.991								
15)	57.978	26.886	1'24.864								
16)	56.188	26.769	1'22.957								
17)	57.028	28.256	1'25.284								
18)	55.902	26.480	1'22.382								
19)	55.343	26.328	1'21.671								
20)	1'10.029	32.296	1'42.325								
21)	24'42.272	29.681	25'11.953								
22)	57.127	28.223	1'25.350								
23)	56.339	26.805	1'23.144								
24)	56.075	26.677	1'22.752								
25)	56.100	26.615	1'22.715								
26)	55.509	28.661	1'24.170								
27)	55.788	26.481	1'22.269								
28)	55.727	26.344	1'22.071								
29)	1'06.427	37.418	1'43.845								
30)	33'30.355	29.031	33'59.386								
31)	57.343	26.717	1'24.060								
32)	56.137	28.486	1'24.623								
33)	55.615	26.246	1'21.861								
34)	55.673	26.889	1'22.562								
35)	1'08.536	35.889	1'44.425								
36)	11'20.994	28.411	11'49.405								
37)	56.246	26.754	1'23.000								
38)	55.447	26.296	1'21.743								
39)	55.299	26.183	1'21.482								
40)	56.062	27.020	1'23.082								
41)	56.675	26.522	1'23.197								
42)	1'15.106	38.081	1'53.187								
43)	1'20.525	35.090	1'55.615								
44)	1'06.541	30.246	1'36.787								

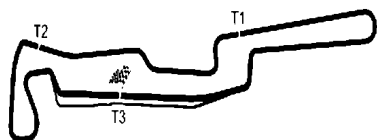


OPEN PT LANE
OPEN PIT LANE

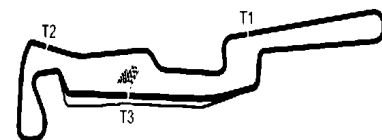


ANALISI DEI TEMPI FREE PRACTICE

GIRO	SETT.2	FINISH	TEMPO	GIRO	SETT.2	FINISH	TEMPO	GIRO	SETT.2	FINISH	TEMPO
14 PERONI Luigi				45)	54.121	25.709	1'19.830				
Porsche 997				46)	54.067	25.670	1'19.737				
				47)	54.121	27.947	1'22.068				
				48)	54.481	26.097	1'20.578				
				49)	52.780	25.574	1'18.354				
				50)	54.102	25.853	1'19.955				
				51)	53.494	33.209	1'26.703				
1)			1'19.810								
2)			1'19.733								
3)			1'22.060								
4)			1'19.094								
5)			16'37.681								
6)	56.308	25.742	1'22.050								
7)	54.199	25.396	1'19.595								
8)	53.588	25.375	1'18.963								
9)	10'15.483	26.701	10'42.184								
10)	53.466	25.975	1'19.441								
11)	54.369	25.405	1'19.774								
12)	53.731	25.361	1'19.092								
13)			1'19.476								
14)	54.274	37.872	1'32.146								
15)	1'39.464	40.578	2'20.042								
16)	55.643	25.684	1'21.327								
17)	8'28.016	26.303	8'54.319								
18)	53.984	25.591	1'19.575								
19)	54.295	26.834	1'21.129								
20)	54.348	26.262	1'20.610								
21)	54.202	26.174	1'20.376								
22)	53.542	25.334	1'18.876								
23)	52.954	26.465	1'19.419								
24)	1'16.155	33.926	1'50.081								
25)	53.676	25.851	1'19.527								
26)	52.967	26.418	1'19.385								
27)	53.247	25.810	1'19.057								
28)	1'13.417	37.043	1'50.460								
29)	1'27.560	33.399	2'00.959								
30)	55.415	26.423	1'21.838								
31)	53.610	25.645	1'19.255								
32)	53.686	25.439	1'19.125								
33)	53.246	25.932	1'19.178								
34)	1'20.574	16'03.692	17'24.266								
35)	53.114	25.515	1'18.629								
36)	52.729	25.237	1'17.966								
37)	52.740	25.111	1'17.851								
38)	52.585	25.080	1'17.665								
39)	15'00.169	28.818	15'28.987								
40)	55.370	26.516	1'21.886								
41)	53.829	26.404	1'20.233								
42)	1'04.880	39.404	1'44.284								
43)	55.252	26.362	1'21.614								
44)	1'27.025	34.855	2'01.880								



OPEN PT LANE
OPEN PIT LANE



ANALISI DEI TEMPI FREE PRACTICE

GIRO SETT.2 FINISH TEMPO GIRO SETT.2 FINISH TEMPO GIRO SETT.2 FINISH TEMPO

15 BRAGLIA Alessio

ALFA ROMEO 1

1)			1'43.086
2)	1'07.138	28.158	1'35.296
3)	59.676	27.598	1'27.274
4)	59.435	27.552	1'26.987
5)	59.062	27.633	1'26.695
6)	45'47.478	31.532	46'19.010
7)	1'00.036	27.186	1'27.222
8)	1'02.174	28.171	1'30.345
9)	1'00.275	27.280	1'27.555
10)	59.804	27.391	1'27.195
11)	1'06.829	34.221	1'41.050
12)	1'26.098	31.494	1'57.592
13)	59.548	27.160	1'26.708
14)	1'01.077	29.693	1'30.770
15)	01'23.343	32.450	:01'55.793
16)	1'08.617	31.154	1'39.771
17)	1'05.788	29.704	1'35.492
18)	1'04.964	29.952	1'34.916
19)	5'49.048	36.801	6'25.849
20)	1'13.074	30.852	1'43.926
21)	1'08.212	30.446	1'38.658
22)	1'08.587	29.183	1'37.770
23)	1'07.980	31.924	1'39.904

Esposta ore:12.30

Il DSC: Rapi Andrea